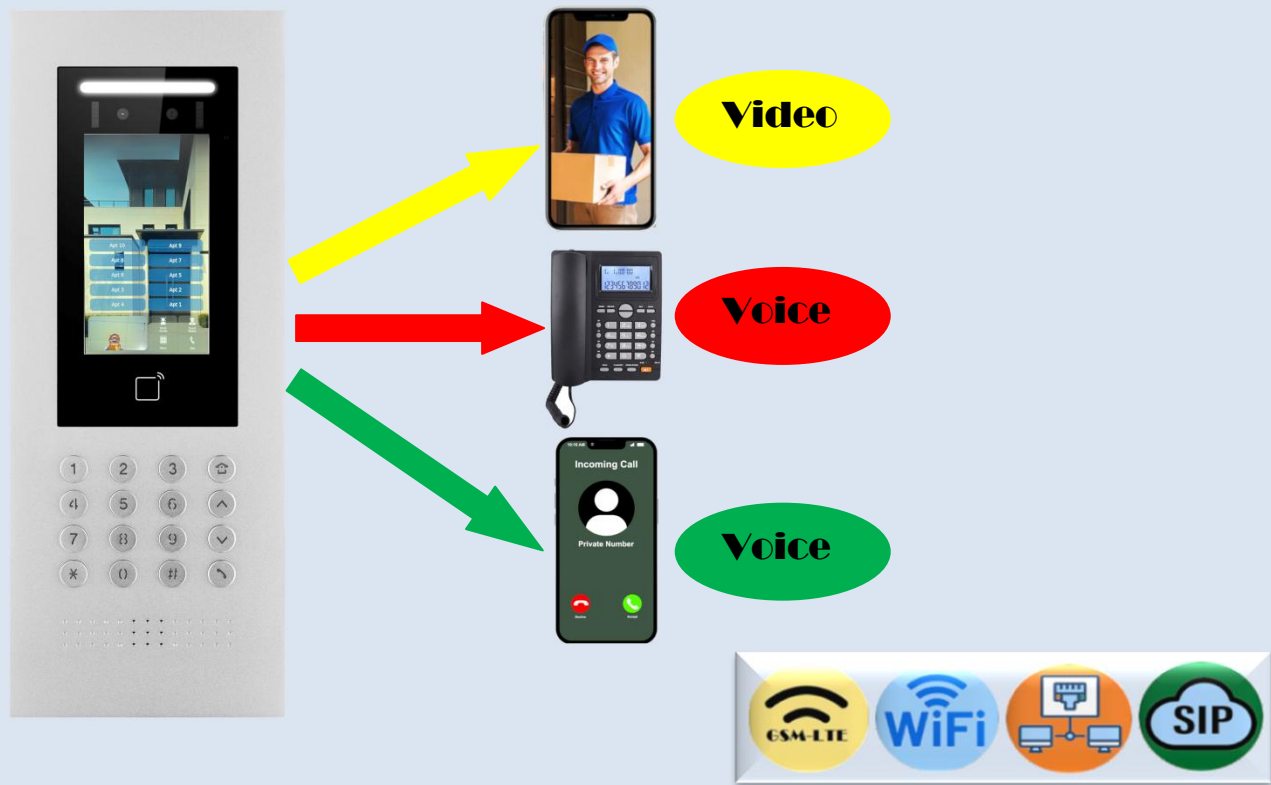


ZDL-7500

Cellular-Wi-Fi-LAN Intercom System



System Operation

- **Cellular Voice Calling** - Built-in **Cellular LTE module** allows the intercom to **directly call any landline or mobile phone**—no app or internet required for voice access.
- **App-Based Video Calling** - Residents who download the **free mobile app** (iOS & Android) can receive **live video calls**, talk with visitors, and unlock doors remotely.
- **Wireless Installation** - Operates over **cellular, lan and Wi-Fi**, eliminating the need for complex wiring—ideal for retrofits, gated properties, and remote entrances.
- **SIM Card Included** - System ships with a **FREE SIM card**, ready for instant deployment without external wiring or networking.
- **3D Face Recognition** - Accurate and secure touch-less entry for registered residents or staff.
- **User Support:** APP = 18 Subscription **FREE APP** [Expandable W/One Time Extra Cost] | Facial = 999 | Access Code = 999 | Smart Card = 999
- **Integrates In-Apartment Smart Monitors** – Support up to 999-In-apartment Smart Monitors [ZDL-IPWS7 | ZDL-IPWX7 | ZDL-IPWIDWC series smart monitors]

ZDL-7500

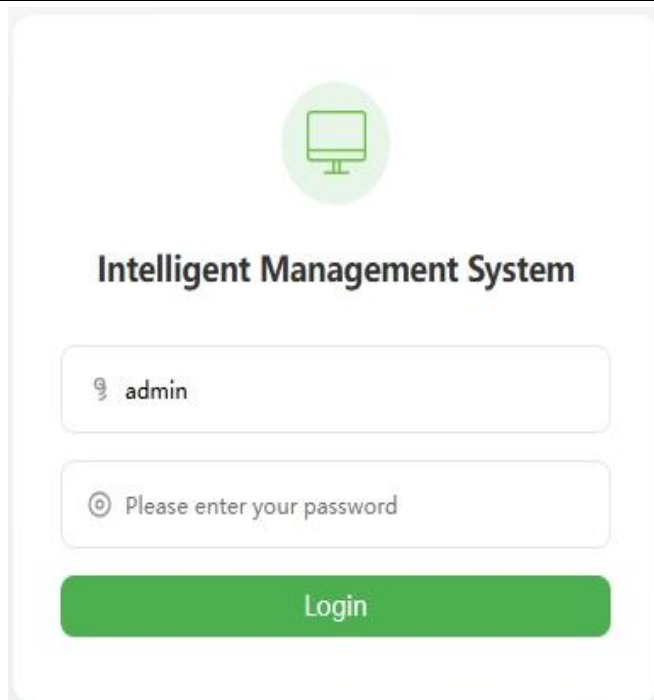
Cellular-Wi-Fi-LAN Intercom System

Key Features

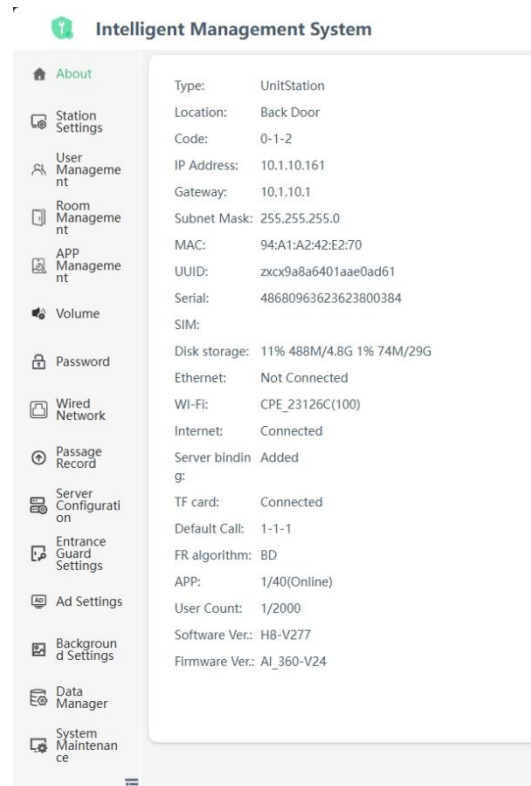
- **PIN Code Access** – Integrated keypad allows secure **personal or temporary codes**.
- **RFID Card Access** – Supports **rfid key fobs, cards**, or stickers for seamless contactless entry.
- **App Unlock** – Residents can **remotely unlock** doors through the app during or outside of a call.
- **Temporary Access Codes**– Issue **one-time or time-limited codes** for guests, cleaners, or deliveries.
- **Scheduled Access Control** – Define **access time windows** for vendors, staff, or service providers.
- **Audit Trail & Access Logs** – Every access event is logged—track usage by **user, method, date, and time**.
- **Automatic Guest Photo Capture** – Captures and stores a **snapshot of each visitor** during access attempts or calls, viewable in the app or management portal.
- **Multi-Resident Directory**: Intuitive digital directory with visual interface and call function for easy unit selection and communication.
- **Support for Up to 16 Auxiliary Card Readers**: Extend access points to multiple entrances, garages, or restricted areas with seamless integration.
- **Remote Management**: Admin can manage user permissions, monitor access logs, and receive alerts via cloud with PC/Laptop web browser.

Remote Management Portal

Cloud Based Management – Via Phone/PC/Laptop



The login screen features a green monitor icon at the top. Below it, the text "Intelligent Management System" is displayed. There are two input fields: the first contains the username "admin" and the second is a placeholder "Please enter your password". A green "Login" button is positioned at the bottom.



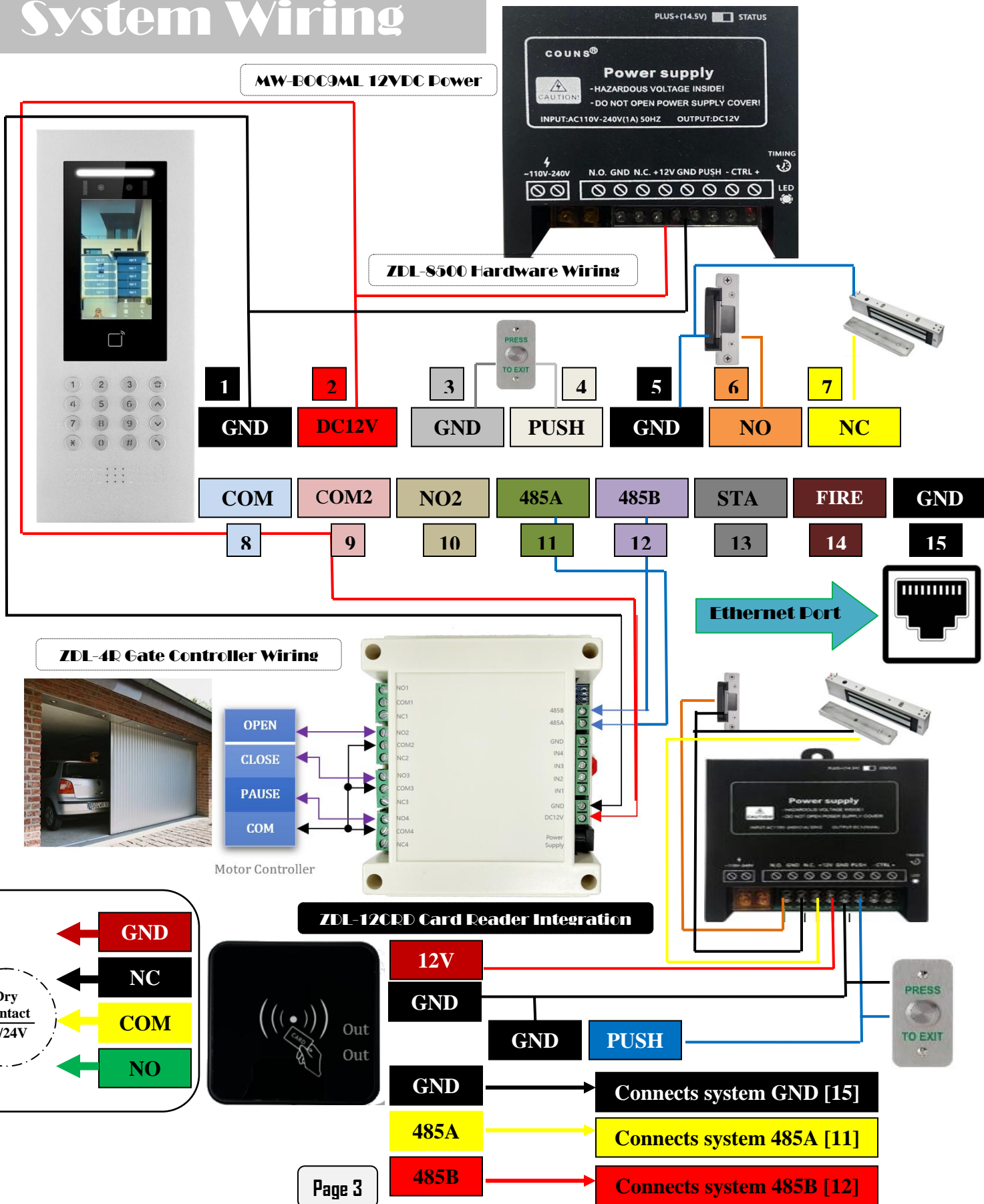
The settings page is titled "Intelligent Management System" and has a sidebar menu on the left with options: About, Station Settings, User Management, Room Management, APP Management, Volume, Password, Wired Network, Passage Record, Server Configuration, Entrance Guard Settings, Ad Settings, Background Settings, Data Manager, and System Maintenance. The main content area displays system information:

Type:	UnitStation
Location:	Back Door
Code:	0-1-2
IP Address:	10.1.10.161
Gateway:	10.1.10.1
Subnet Mask:	255.255.255.0
MAC:	94:A1:A2:42:E2:70
UUID:	zxcx9a8a6401aae0ad61
Serial:	48680963623623800384
SIM:	
Disk storage:	11% 488M/4.8G 1% 74M/29G
Ethernet:	Not Connected
Wi-Fi:	CPE_23126C(100)
Internet:	Connected
Server binding:	Added
TF card:	Connected
Default Call:	1-1-1
FR algorithm:	BD
APP:	1/40(Online)
User Count:	1/2000
Software Ver.:	H8-V277
Firmware Ver.:	AI_360-V24

ZDL-7500

Cellular-Wi-Fi-LAN Intercom System

System Wiring

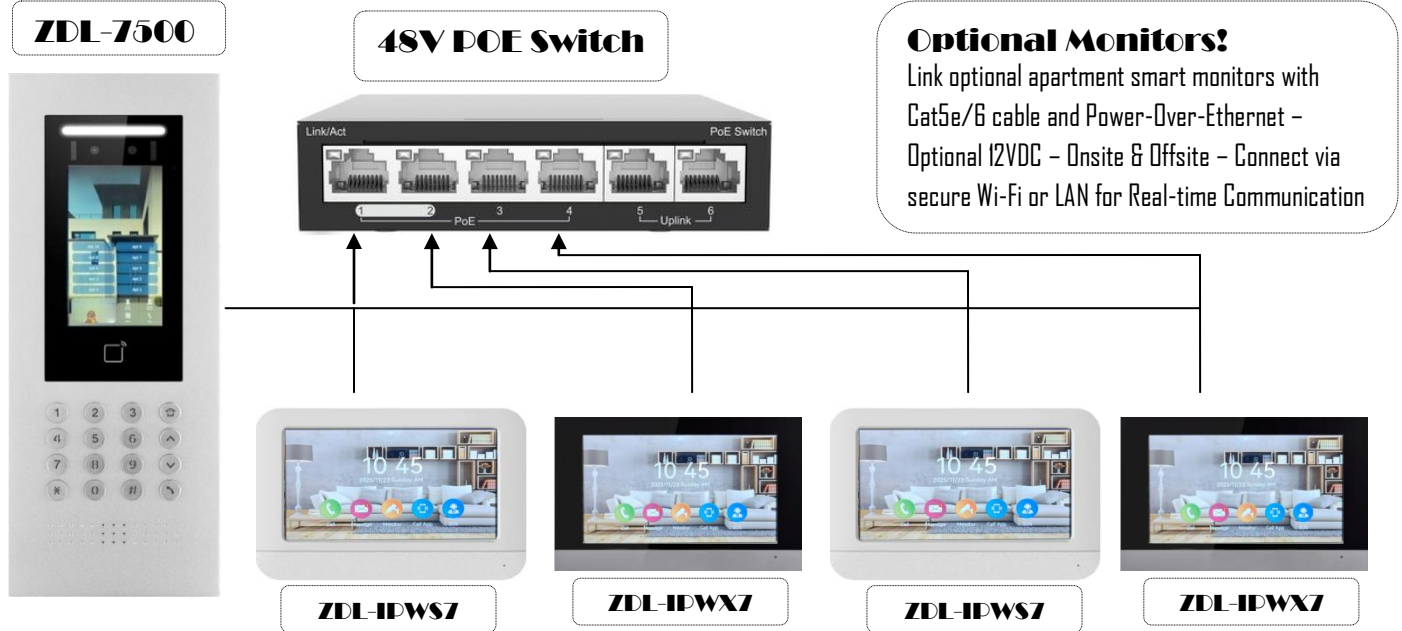


ZDL-7500

Cellular-Wi-Fi-LAN Intercom System

Station Integration

Smart Monitor Integration



Device Sizes

ZDL-7500 System

Width = 5.5 Inches

2 Inches

14.5 Inches

ZDL-12CRD

Designed to read and interact with ZDL Systems door entry stations. Embeds built-in relay that control connected locks when a valid RFID Card is present.

3.5 Inches

3.5 Inches

ZDL-VG85

Protective Hood to shield system from rain and water.

Size! Width = 6" | Height = 17"

17 Inches

6 Inches