

DIGI-LOCK Mifare1 Door Access Controller User Manual

1. Preface

Door access controller is for use with DiGi Series Hotel Management Software. Designed to work with Electronic Strike, Mag-Locks, Drop-Bolt Locks of Hotel/Apartment Common Entry Doors.

2. Technical

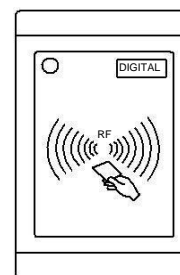
Parameter Color:

Black Material: ABS

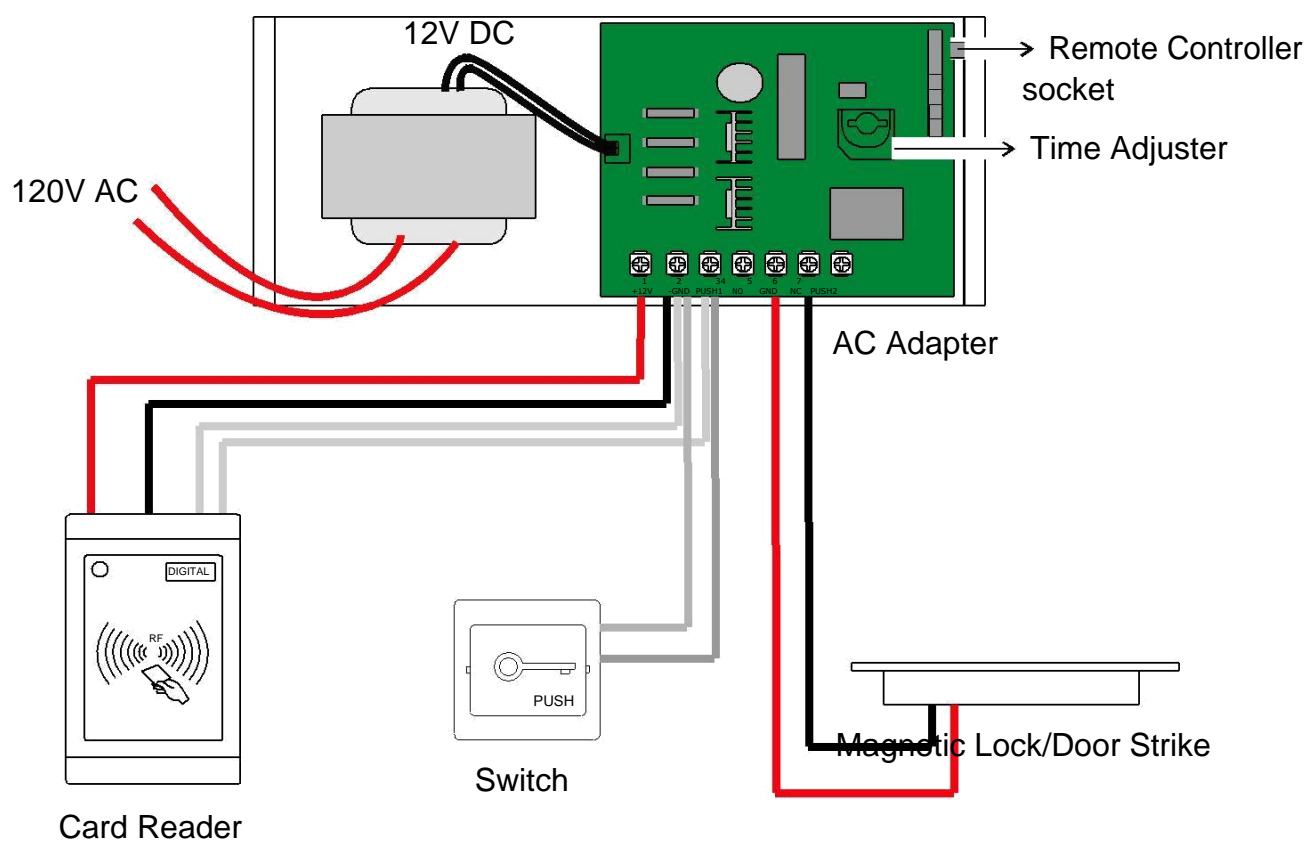
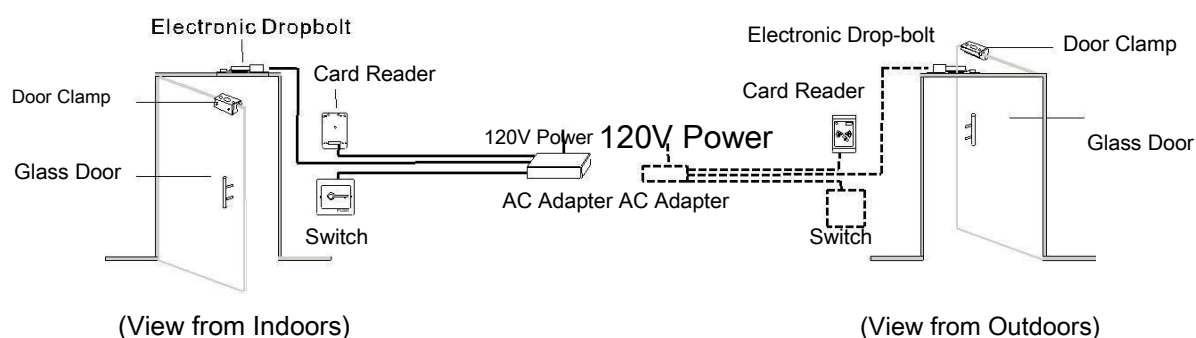
Input: AC 120V/50/60HZ, Output: DC

12V Electric Current 3A/5A

Type: Mifare1

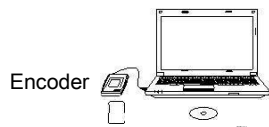


3. Installation Diagram

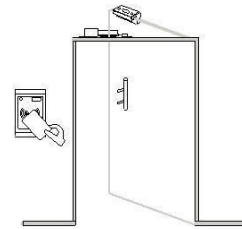


4. Operation Instruction

Components of the whole system:



Tips: The accessories shown on left picture are shared with those of lock system.



4.1 Programming:

If requiring only the hotel card to open it: Swipe the reset card.

If requiring only the cards of some floor to open it: Swipe the reset card, setting card of this floor and time card. Note: Set Room 0000 of this floor on software and issue its setting card.

If requiring only the hotel card to open it and expired card cannot open it: Swipe the reset card and time card. If setting it as a guest room lock: Swipe the reset card, room setting card and time card.

4.2 Unlocking from outside: Swipe valid open card.

4.3 Unlocking from inside: Press the switch. 5.Note

5.1 Swiping the reset card will clear the room no but not the hotel ID on the card reader. If needing clear the hotel ID, swipe the Eraser Card (need order from the supplier).

5.2 If the door is not open in seconds (0 to 15s adjustable in AC Adapter), the lock will automatically locked.

5.3 All the open cards can be limited if lost.

5.4 When power is off, e.g. fire event. The electronic lock will unlock automatically.

5.5 Remote control function is available but optional.